

When Safety Comes First



Emergency Safety Shower and Eye Wash Catalogue



No industry, irrespective of its size or its function, can afford to neglect the safety of its personnel and the general public. Advances in technological and chemical production require increased vigilance in protecting employees from death or serious injury as a result of contact with hazardous materials.

The ready, abundant and properly-directed supply of water to flush away corrosive or flammable materials in the case of accidents is vital. With this in mind, SPRAYDRENCH® offers a range of safety showers and eye wash stations that are manufactured to exacting standards. Our products are computer-engineered and made in South Africa according to international specifications. They are available in a variety of formats and materials designed to suit a wide range of applications.

SPRAYDRENCH® Safety Showers are ideal for use in industry, mines and laboratories. They are durable, easy to install and require low maintenance. If safety comes first for your business, we trust that this brochure will help you put that philosophy into practice efficiently and with confidence.

When Safety Comes First



Quality Standards

All SPRAYDRENCH® safety showers, eye and face wash stations have been designed in accordance with the following safety and quality standards:

- DIN 12899-3 : 2008
- EN 15154-1: 2008
- EN 15154-2 : 2006
- ANSI 358.1 : 2004
- I.S.O. 9001 - 2000

Quality

Only components and materials of highest quality are used throughout.

Safety

- Each shower displays a unique serial number and maintenance record, ensuring total control and effective maintenance.
- We recommend that all SPRAYDRENCH® safety showers be installed and maintained according to the ANSI Z 358.1-2004 standard.
- Each shower is tested for a pressure capacity of 550 kPa.
- Operating pressure may vary from 100 to 300 kPa.

Safety Features

- Our range of industrial safety showers, eye and face wash stations are designed and intended for installation in the harshest environments.
- The modular design offers a wide range of interchangeability and flexibility, allowing the customisation of units to suit customer demands.
- All CLASSIC LINE products are Epoxy coated for extended life.
- All PREMIUM LINE products are manufactured entirely of stainless steel for everlasting use.
- Self-draining features on both the shower nozzles and pipe work to ensure healthy water and maintenance free operation.
- All PREMIUM LINE products are extremely robust, and non-corroding.
- Ideal operation at very low water pressures, from 50 kPa to 300 kPa.

DIN EN 15154-2:2006

- The upper edge of the spray head must be installed 1000 +/- 200mm above floor level.
- The spray head(s) must be at least 150 mm away from the nearest wall or obstruction.
- The valve should be fully open after a rotation of the manual control of a maximum of 90 degrees or pull of the manual control of a maximum of 200 mm.
- Eye showers must be supplied with drinking water or water of similar quality.
- Eye showers should feature a flow volume of at least 6 litres per minute.
- Water output must be guaranteed for a period of at least 15 minutes.
- The jet of water supplied by the spray heads can have a height of 100mm to 300mm.

Safety Standards

All SPRAYDRENCH® products have been designed in the interest of worker safety, and are intended to accompany and complement, NOT replace or substitute the use of correct safety equipment and other protective devices.

It is recommended that consideration should be given to the practice of establishing a first aid response team. This would incorporate the full extent of all safety equipment, the correct installation, use and maintenance of which the SPRAYDRENCH® range of products would be an integral part. All employees must also be equipped and trained accordingly. In the event of an accident, a physician or medical doctor should always be contacted.

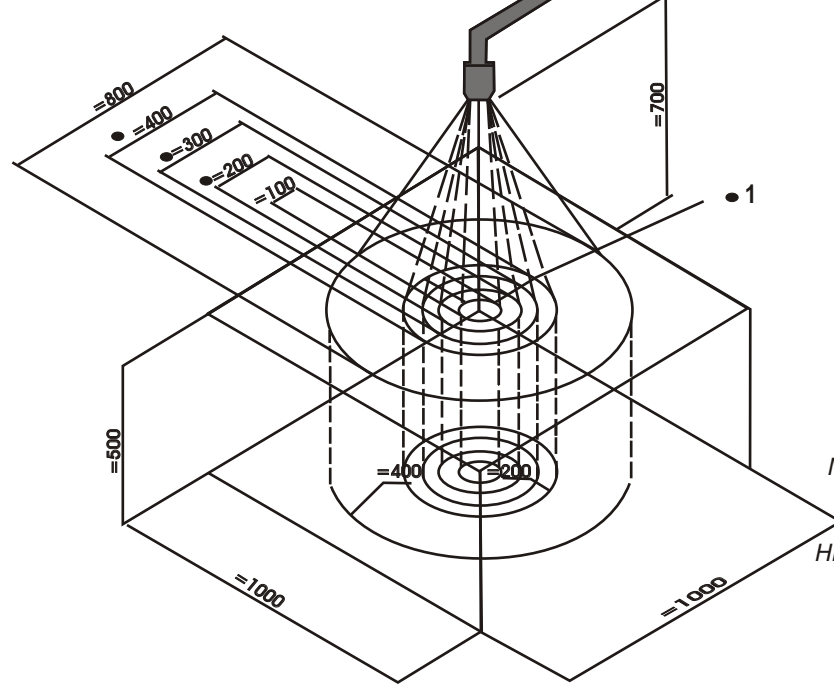
Additional equipment:

- In addition to the safety signage as supplied with SPRAYDRENCH® products, users may be interested in installing additional alarms.

- As an option SPRAYDRENCH® offers a wide range of products, including an audible alarm, complete with flashing beacon and a 10-day battery back-up.
- In addition to the above, these units may be connected electronically or via radio link to a central control point for efficient monitoring and site management.

Notes:

In order to offer as complete a range of safety equipment as possible, certain popular and/or economic models not conforming to ANSI have been retained. All new SPRAYDRENCH® products have been designed according to - DIN 12899-3 : 2008 - EN 15154-1 : 2008 - EN 15154-2 : 2006 - ANSI 358.1 : 2004 - I.S.O. 9001 - 2000 standards. These standards are intended to provide a minimum standard for the installation, use and performance of the emergency shower and eye wash equipment.



Eye / face wash equipment is a requirement in all laboratories where chemicals are used. All workplaces with similar risks should have access to state of the art equipment. Acids and alkaline solutions, in particular, even at high concentrations, can penetrate the cornea and damage the eye permanently. The immediate provision of first aid is crucial to restrict the amount of damage. Even the penetration of foreign particles, e.g. fine dust particles, into the eye represents a risk that is not to be underestimated. SPRAYDRENCH® high-performance spray heads ensure the large-scale dispersion of water. Additionally, all our eye showers feature a flow control, which guarantees the proper volume flow and the right jet configuration in accordance with the applicable standards. All SPRAYDRENCH® eye showers meet the requirements of DIN EN 15154-2:2006.

INDEX

SAFETY STANDARDS
Safety Standards

01 - 04

SAFETY SHOWERS

Fully Automatic Safety Showers
Platform-Operated Safety Showers
Polypropylene Safety Showers
Manually-Operated Safety Showers
Epoxy Coated Safety Showers
Manually-Operated Overhead/Ceiling Showers

05 - 08
09 - 15
16
17 - 22
23 - 26
27 - 28

EYE WASH STATIONS

High Performance Face and Eye Wash Stations

29 - 35

GENERAL WASH STATIONS

Hand Wash Stations and Drinking Fountains

36

STANDARD COMPONENTS

Standard Shower, Face and Eye Wash Nozzles

37 - 38

INSTALLATION GUIDE

39

OPTIONAL EXTRAS / CONTROL VALVES

39 - 40

SAFETY STATIONS

41

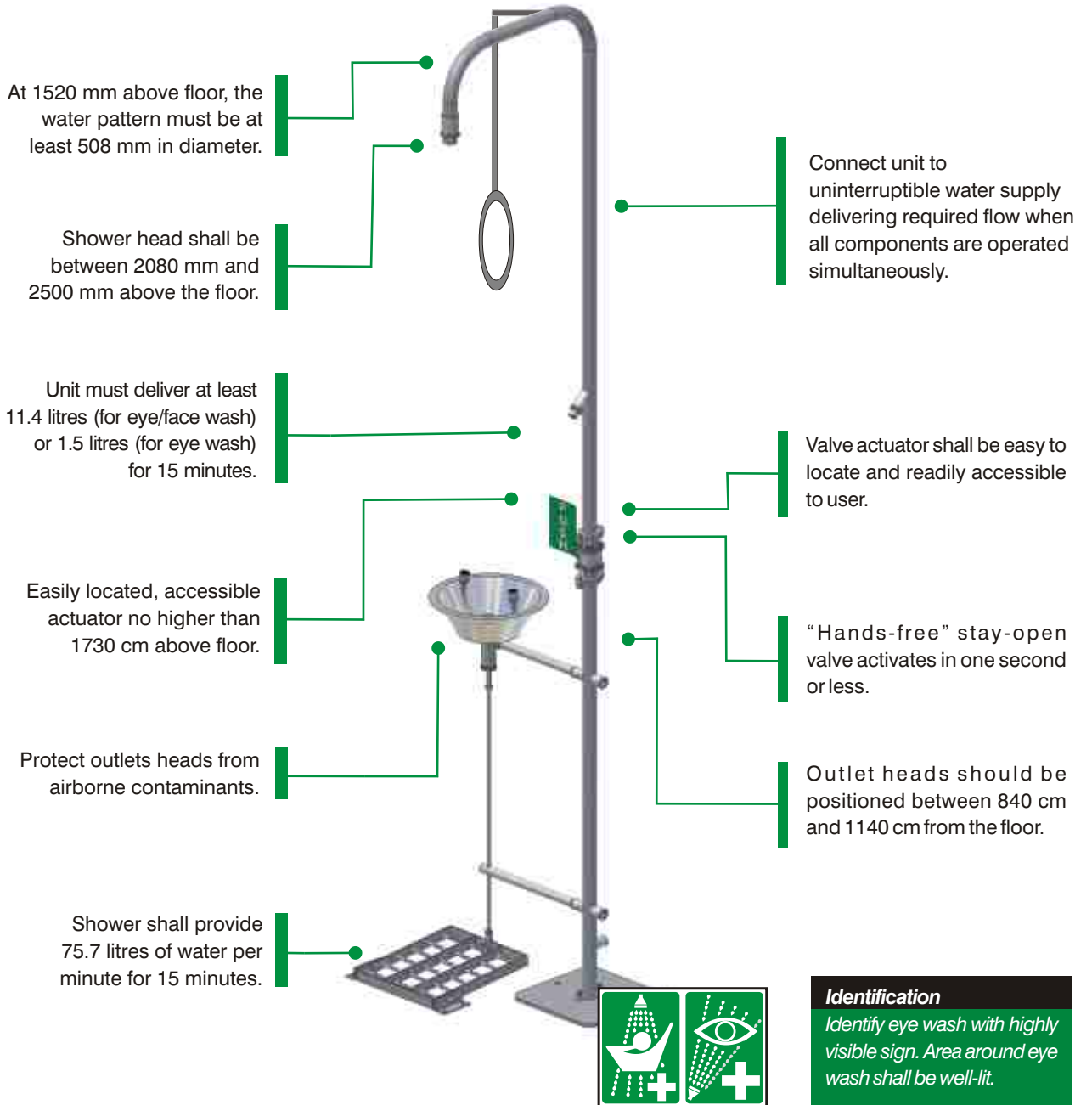


EMERGENCY SHOWER EQUIPMENT



This checklist is a summary of the provisions of ANSI Z358.1-2004 relating to eye or eye/face wash and shower combination stations. Please refer to standard for a complete listing of these provisions.

All SPRAYDRENCH® safety stations (except units with self-closing valves) meet or exceed the provisions of - DIN 12899-3 : 2008 - EN 15154-1 : 2008 - EN 15154-2 : 2006 - ANSI 358.1 : 2004 - I.S.O. 9001 - 2000.




Identification
Identify eye wash with highly visible sign. Area around eye wash shall be well-lit.

Location
Install safety station within 10 seconds of hazard, on the same level as hazard and with unobstructed travel path.

Water Temperature
Water delivered by safety station shall be tepid (lukewarm).

Training
Instruct all employees in the location and proper use of the safety station.

Maintenance
Activate the safety station at least weekly. Inspect annually for compliance with standard.

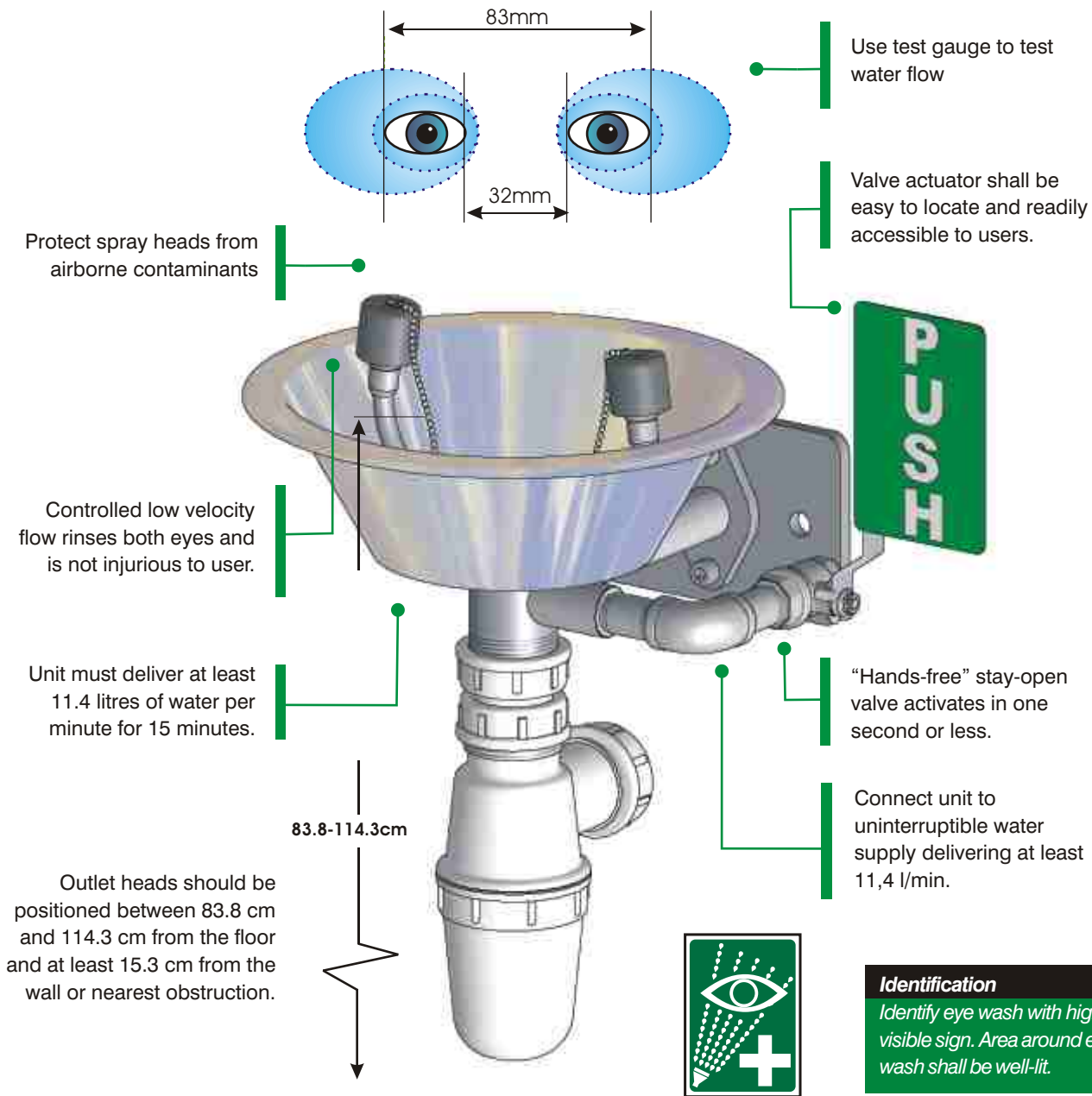




EMERGENCY EYE WASH EQUIPMENT

All SPRAYDRENCH® eye wash units (except units with self-closing valves) meet or exceed the provisions of f - DIN 12899-3 : 2008 - EN 15154-1: 2008 - EN 15154-2 : 2006 - ANSI 358.1 : 2004- I.S.O. 9001 - 2000.

This checklist is a summary of the provisions of ANSI Z358.1-2004 relating to emergency eye washes. Please refer to standard for a complete listing of these provisions.



Location

Install eye wash unit within 10 seconds of hazard, on the same level as hazard and with unobstructed travel path.

Water Temperature

Water delivered by safety station shall be tepid (lukewarm).

Training

Instruct all employees in the location and proper use of the safety station.

Maintenance

Activate the safety station at least weekly. Inspect annually for compliance with standard.



POLYPROPYLENE SAFETY SHOWERS and EYE WASH STATIONS


- Height 2200mm (approx.)
- Footprint 950mm x 1250mm
 - Mass 30kg
- 15 nozzles plus eye wash by selection

Our Polypropylene safety showers are designed for the harshest conditions including coastal and acid plants.

Polypropylene double column pushplate-operated safety shower, complete with:

- High performance handheld eye / face wash with twin soft flow nozzles

MO 022 PF



Polypropylene double column pushplate-operated safety shower, complete with:

- Independently hand-operated eye wash station with twin aerator nozzles


MO 022 PH



Polypropylene double column pushplate-operated safety shower, complete with:

- Ph neutral eye wash station with 2 x 500ml eye wash bottles in dustproof cabinet

MO 022 PP



Operating lever



Integrated eye wash



Drenching nozzles

When Safety Comes First



TECHNICAL AND COMMERCIAL ASSISTANCE

International safety standards for industry and the operation of safety equipment are becoming increasingly stringent. We are confident that this range of SPRAYDRENCH® products can meet the safety requirements of your business. If you have any queries or comments regarding our product, please do not hesitate to contact us.

NB: The manufacturers of SPRAYDRENCH® Emergency Safety Showers strongly recommend that a 25 micron strainer be fitted between the water supply inlet and the shower valve. The water supply pressure should be regulated to a maximum of 3 Bar pressure to the shower.



TECHNICAL AND COMMERCIAL ASSISTANCE

- All queries can be forwarded electronically to: sales@spraynozzle.co.za.
- Visit our website at: www.spraydrench.co.za.
- General arrangement drawings available in print and electronically (PDF) at a nominal charge (with placement of order).

HEAD OFFICE

Box 2369 • Halfway House • 1685 • South Africa
918 Morkels Close • Midrand
Tel: +27(11) 805-9191 • Fax: +27(11) 805-9366
e-mail: admin@spraynozzle.co.za • sales@spraynozzle.co.za
website: www.spraydrench.co.za

Due to continued product development, SPRAYDRENCH® reserves the right to alter conditions and specifications without notice.



A DIVISION OF:
FOR SPRAYING SYSTEMS
spray nozzle (PTY) LTD 
Reg. No. 1971/14137/07